

Codonics Safe Label System Drug Classification Templates— Custom Colors

Summary

The Codonics Safe Label System™ Administration Tool with version 1.2.1 or later software includes the ability to create drug classification templates based on existing templates but with custom colors. This Technical Brief describes how to use this feature.

Creating a Drug Classification Template with Custom Colors


The Administration Tool includes a standard set of ISO- and ASTM-compliant drug classification templates. These are listed in the SLS Administration Tool User's Manual.

You can create a new drug classification template that is based on one of the standard templates by customizing the background, line, and text colors.

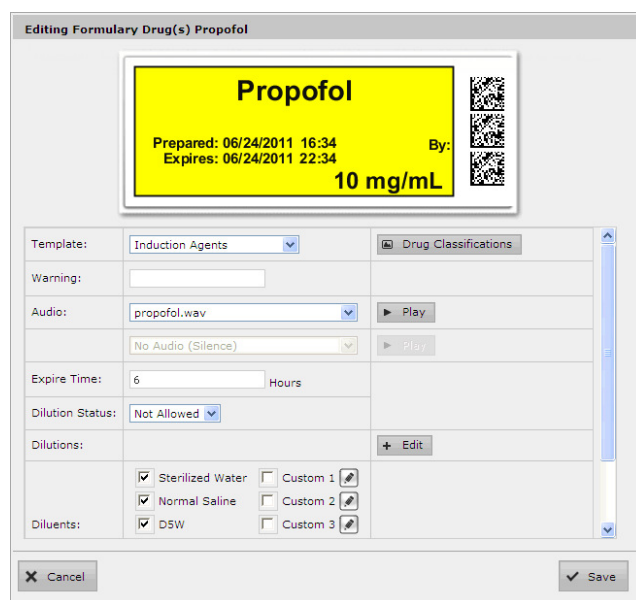
WARNING: Creation of user-defined labels will deviate from ISO and ASTM standards governing user-applied labels. End users must take responsibility for confirming the legibility and usability of the resultant labels.

NOTE: Standard drug classification templates cannot be edited.

To create a drug classification template with custom colors:

1. With the Formulary drug list displayed, click a drug record Edit () icon.

The Editing Formulary Drug(s) dialog box displays.



Editing Formulary Drug(s) Propofol

Propofol

Prepared: 06/24/2011 16:34
Expires: 06/24/2011 22:34 By:

10 mg/mL

Template: Induction Agents Drug Classifications

Warning:

Audio: propofol.wav Play

No Audio (Silence) Play

Expire Time: 6 Hours

Dilution Status: Not Allowed

Diluents:

Sterilized Water Custom 1

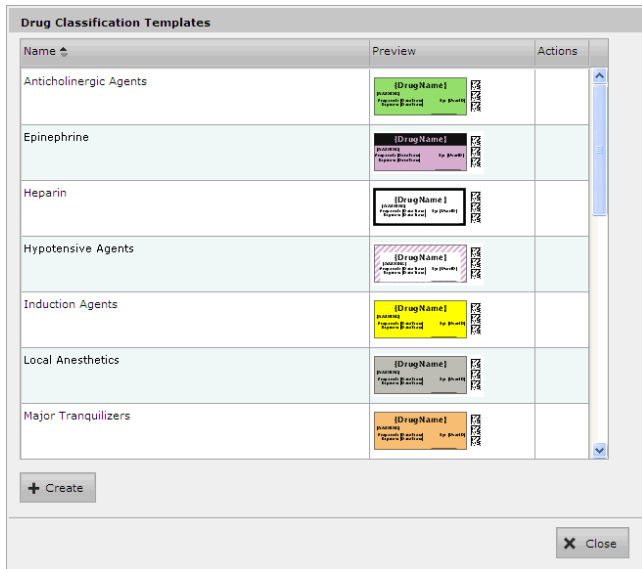
Normal Saline Custom 2

DSW Custom 3

Cancel Save

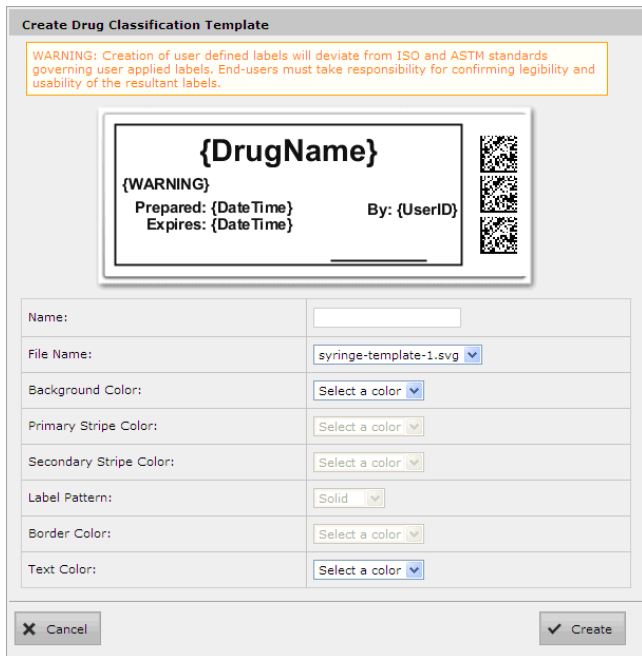
- Click the Drug Classifications button that is to the right of the Template list.

The Drug Classification Templates dialog box displays.



- Click the Create button.

The Create Drug Classification Template dialog box displays.



- In the Name field, enter a name for the new custom template.

- In the File Name list, select one of the standard templates on which to base the new template.

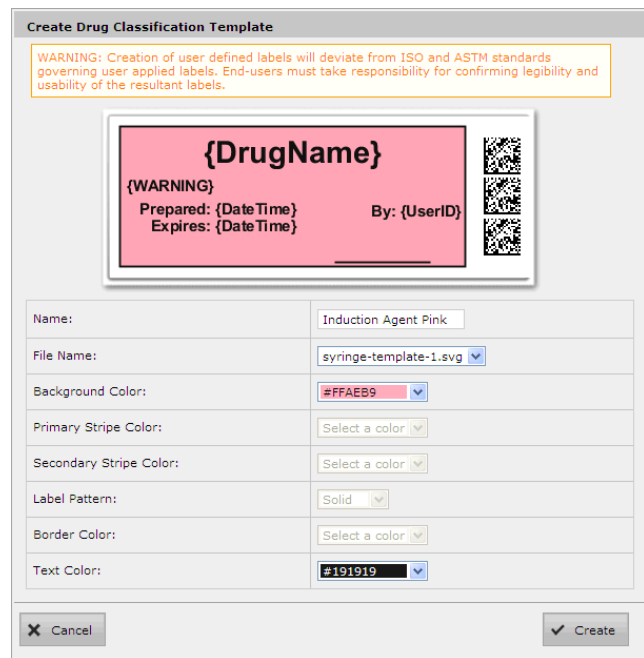
Standard templates are provided for specific drug categories, as listed in the following table.

Standard Template	Drug Categories
syringe-template-1	Induction Agents, Tranquilizers, Muscle Relaxants, Narcotics, Major Tranquilizers, Vasopressors, Local Anesthetics, Anticholinergic Agents
syringe-template-2	Antagonists
syringe-template-3	Succinylcholine, Epinephrine
syringe-template-4	Heparin, Protamine
syringe-template-5	Combination drugs

A preview of the selected label is displayed at the top of the dialog box. The lists of elements whose color you can select are enabled, depending on the standard template that you selected.

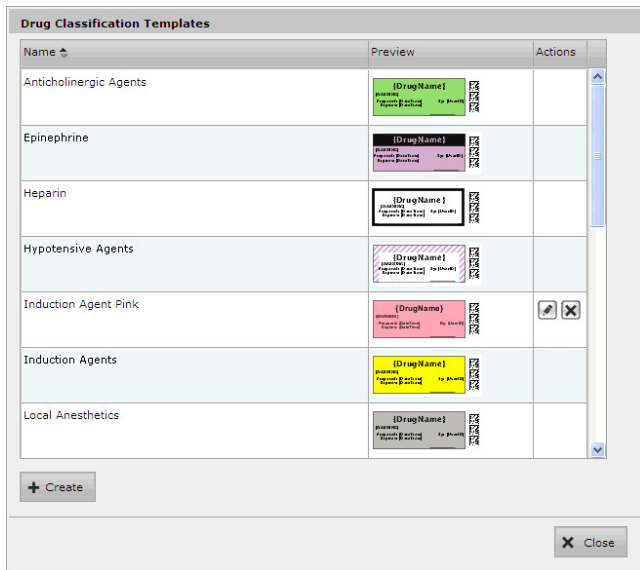
- Select the color for each of the enabled label elements.


The label preview updates with each color selection.



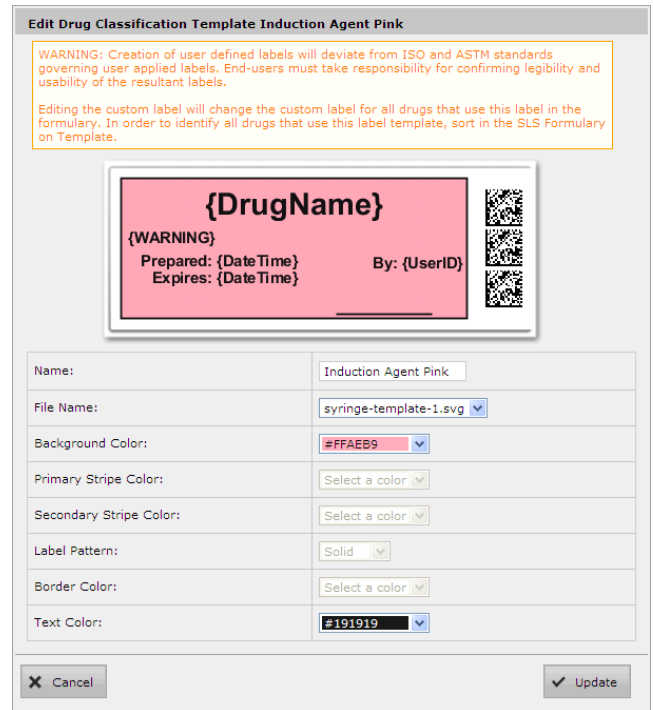
- Click the Create button to save the new template.

The new template is added to the list in the Drug Classification Templates dialog box.



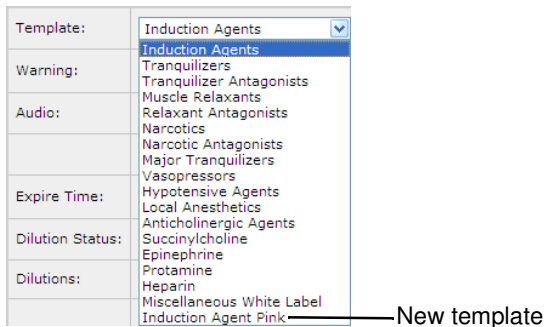
1. On the Drug Classification Templates dialog box, click the Edit () icon of the template that you want to edit.

The Edit Drug Classification Template dialog box displays.



8. Click the Close button to return to the Editing Formulary Drug(s) dialog box.

The new template is now included in the Template list.





Editing a Template with Custom Colors

You can edit a template with custom colors that you have already created.

WARNING: Editing the custom label will change the custom label for all drugs that use this label in the formulary. To identify all drugs that use this label template, sort the Formulary drug list by Template.

Template column

Master ID	Container ID	Name	Concentration	Tallman	Template	Actions
	0409904201	Bupivacaine-Epinephrine	0.25 % 1:200,000	Bupivacaine-EPINEPHRINE	Miscellaneous Wl	 

2. After making your changes, click the Update button.
3. The template colors are updated.

Deleting a Template with Custom Colors

You can delete a template with custom colors that you have created.

NOTE: Standard drug classification templates cannot be deleted.

1. On the Drug Classification Template dialog box, click the Delete () icon of the template that you want to delete.

You are prompted to confirm the deletion of the template.

Delete Drug Classification Template

Confirm: Delete the selected Drug Classification Template?

2. Click the **Yes** button to confirm the deletion, or the **No** button to cancel it.

Technical Support

If problems occur when using an SLS or the Administration Tool, contact Codonics Technical Support.

Phone: +1 (440) 243-1198

Email: support@codonics.com

Websites: www.codonics.com and www.safelabel.com

Get it all with just one call
1.800.444.1198

All registered and unregistered trademarks are the property of their respective owners. Specifications subject to change without notice.

Copyright © 2010–2011 Codonics, Inc. Printed in the U.S.A. Part No. 901-248-002.01.



17991 Englewood Drive
Cleveland, OH 44130 USA
+1 (440) 243-1198
+1 (440) 243-1334 Fax
Email info@codonics.com
www.codonics.com

Codonics Limited KK
New Shibaura Bldg. F1
1-3-11, Shibaura
Minato-ku, Tokyo, 105-0023 JAPAN
Phone: 81-3-5730-2297
Fax: 81-3-5730-2295